

ALUMINIUM CANS WITH A DEPOSIT

– GUIDELINES FOR DESIGNING CONTAINERS AND CONTAINER SYMBOLS

1 GENERAL

In order to connect an aluminium beverage container to the Palpa deposit-based return system, it must meet certain dimension and shape requirements and be reliably identifiable as a container with a deposit by reverse vending machines.


The purpose of these guidelines is to guide beverage manufacturers and beverage importers in designing the shape and layout of containers and in registering their products in the deposit-based return system.

2 CONTAINER SHAPE AND DIMENSIONS

The reverse vending machine identifies beverage containers returned by consumers based on the bar code on the can or aluminium bottle and the shape of the container. Palpa maintains a list of approved aluminium container profiles programmed for reverse vending machines. If a container profile is new, it must be programmed to ensure it will be identifiable by the reverse vending machines. The profile programming is carried out by the reverse vending machine manufacturers, and the cost of programming is paid for by the company registering the product as part of the return system.

Aluminium bottles can be accepted into the return system on a case-by-case basis after reverse vending machine tests. The tests are used to confirm that the container will be accepted without any problems by all return vending machines and their background devices.

If the shape or dimensions of a container are changed, the beverage manufacturer or importer must confirm with Palpa and the reverse vending machine suppliers whether there is a need to re-register the product.



3 BAR CODE

A container connected to the return system must have a bar code. The bar code can be of the type EAN-13, EAN-8, UPC-A or UPC-E. Containers connected to the deposit-based return system may be sold with the code in question only in Finland. A bar code that has been used earlier may not be used for a beverage container with a deposit, and a code used on a container with a deposit may not be reused on other containers. The reverse vending machine reads the bar code on the container automatically, so special attention must be paid to the placement, size and quality of the code.

On aluminium beverage containers, the bar code must be used in its nominal size. The nominal size of an EAN-13 bar code is 37.29 mm x 22.85 mm and the nominal size of an EAN-8 bar code is 26.73 mm x 18.23 mm. A sufficiently wide clearance area must be left at the beginning and end of the bar code in the background colour.

The bar code must be placed on the can or aluminium bottle vertically (in the "ladder rung" position), so that the bars are horizontal. The bar code must be placed on the straight surface of the can or aluminium bottle at least 10 mm from the bottom of the container.

USE THE BAR CODE IN THE NOMINAL SIZE
THE HEIGHT, WIDTH OR PROPORTIONS OF THE BAR CODE MAY NOT BE CHANGED.



Minimum distance of bar code from bottom of container



4 DEPOSIT SYMBOL

The consumer identifies a deposit-based container on the deposit symbol. The smallest permissible size for the symbol is 11 mm x 8 mm and its colouring can be adapted to the other colours of the container. A solid-colour background and high contrast make it easier to find the symbol on the container.

The value of the deposit is determined by the decree on beverage containers. The value of the deposit for cans and aluminium bottles is €0.15.

5 MATERIAL SYMBOL

The can or aluminium bottle must have a symbol indicating the container material. The minimum size of the material symbol is 6 mm x 5 mm.

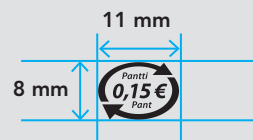
6 CAN LABELLING

Palpa allows labels on small batches of cans. A labelled can must fulfil the same symbol-related requirements as a printed can.

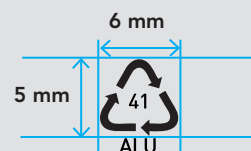
7 OTHER RELATED INSTRUCTIONS

- Joining the deposit-based return system (general guidelines)
- Price list
- Instructions for sending sample containers
- Approved aluminium container profiles
- Can labelling instructions

Minimum size of deposit symbol



Minimum size of material symbol



Deposit and material symbols can be downloaded at

<https://www.palpa.fi/materials/material-bank/#beverage-can>